

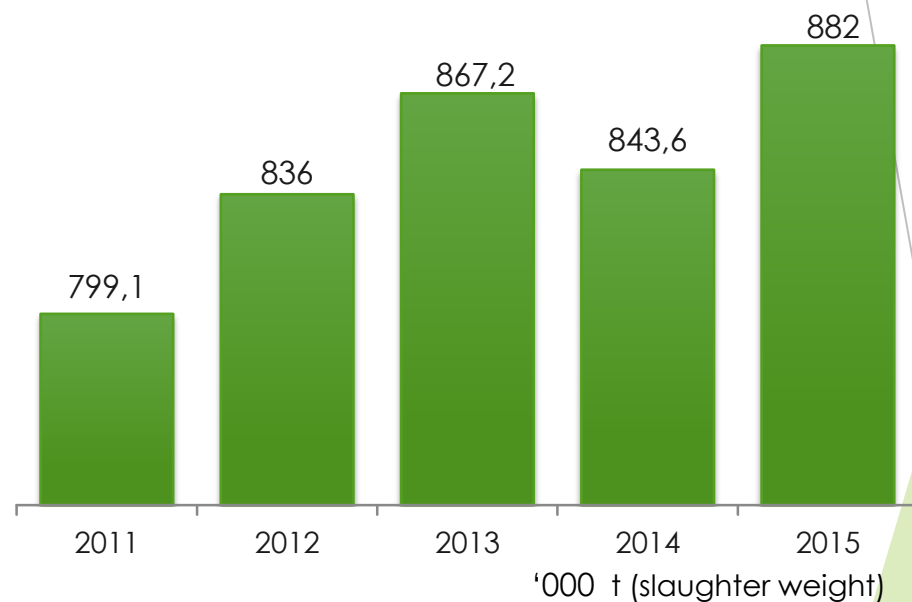
Current state of the poultry industry in Ukraine

Sergii Karpenko
Executive Director
Association "Poultry Union of Ukraine"

Poultry production

Top-20 companies	%
LLC "Vinnytska Ptahofabryka "	27,8%
PJSC "Myronivska Ptahofabryka"	25,9%
LLC "Kompleks Agromars"	11,2%
LLC "Ptahokompleks "Dniprovskiy"	5,5%
PJSC "Oril-Lider"	5,3%
LLC "Agro-Oven"	5,2%
PJSC "Volodymyr-Volynska Ptahofabryka"	4,8%
LLC "Ptahokompleks "Gubin"	1,9%
Ag.ent. "Ular"	1,7%
LLC "Agro-Ros"	1,3%
LLC "Kyrganskyi Broiler"	1,1%
LLC "Varto"	0,6%
Ag.ent. "Starynska Ptahofabryka"	0,6%
LLC "Sambirska Ptahofabryka"	0,5%
LLC "Agropromyslova kompania"	0,5%
PJSC "Ptahokombinat "Bershadskiy"	0,5%
LLC "Zavod "Tochmash"	0,4%
LLC "Podilskyi Broiler"	0,4%
Ag.ent. "Krupets Agro-ptytsia"	0,3%
LLC "Sumskyi Becon"	0,3%

Amount of poultry produced in Ukraine during the last 5 years

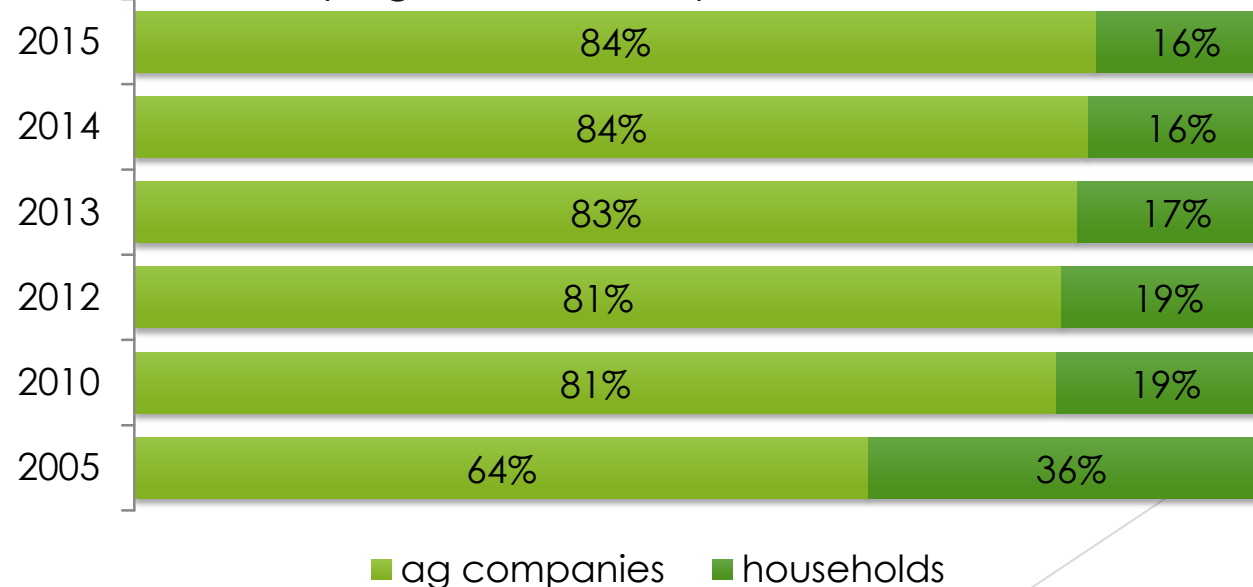


**Top-20 companies
produce over 95% of the
total production**

Poultry production

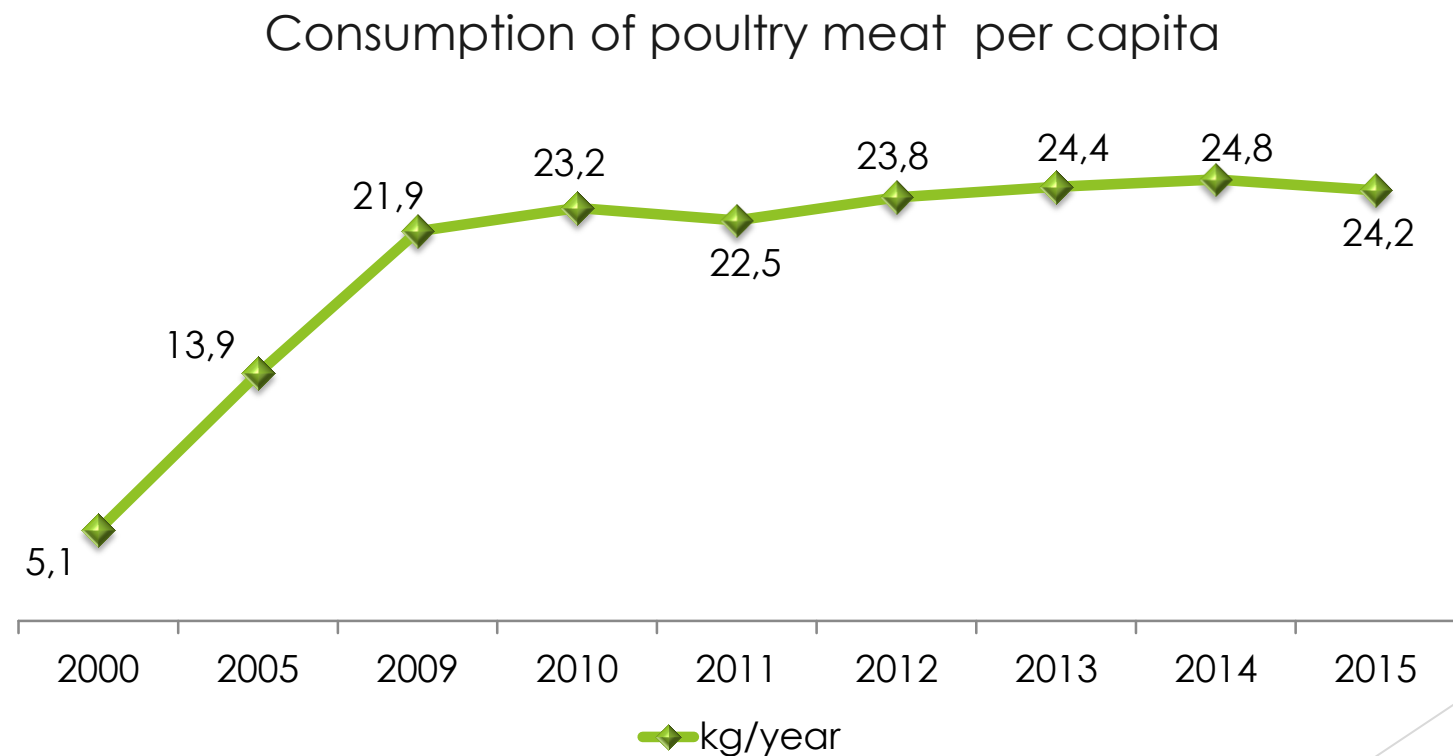
- The amount of poultry of all types since 2000 till 2013 was continuously increasing.
- This clearly showed the tendency of the increase of the amount of poultry in the agricultural enterprises – starting from 25 mln. heads in 2000 to 132 in 2013 mln. heads.
- At the end of 2014 the total amount of heads was 122 mln., and in 2015 it dropped to 118 mln. heads.

The structure of the poultry production divided by agricultural companies and households



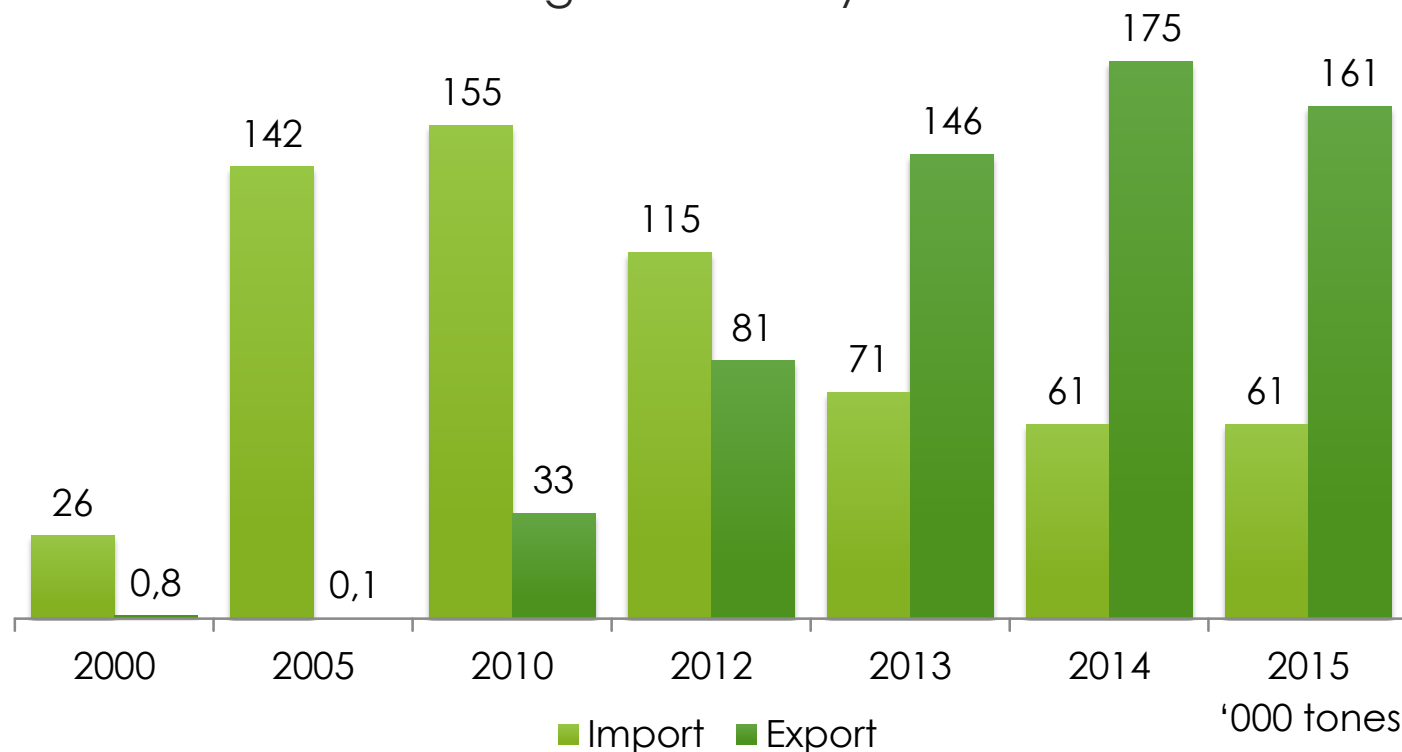
Poultry meat consumption

Consumption of poultry meat increased from 13.9 kg per capita in 2005 to about 24.8 kg in 2014. Last year, consumption dropped to 24.2 kg, due to the decrease in production, although this decrease and least of all kinds of meat.



Foreign trade

The amount of import and export of the poultry during the last 15 years

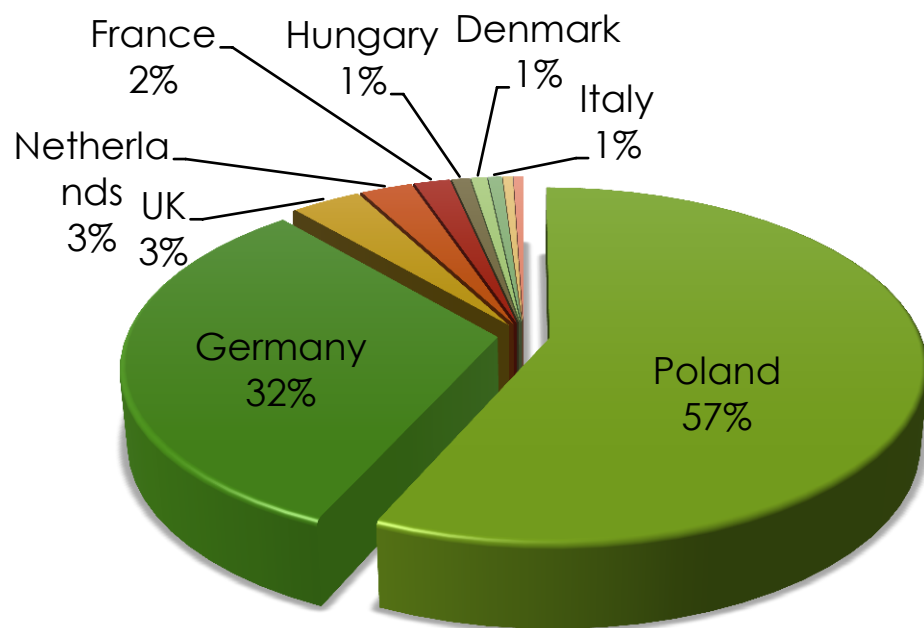


- In 2015, Ukraine imported 60 thousand tons of poultry meat and offal.
- In 2015, the exports amounted to 162 thousand tons, which is 13 thousand tons less than in 2014.

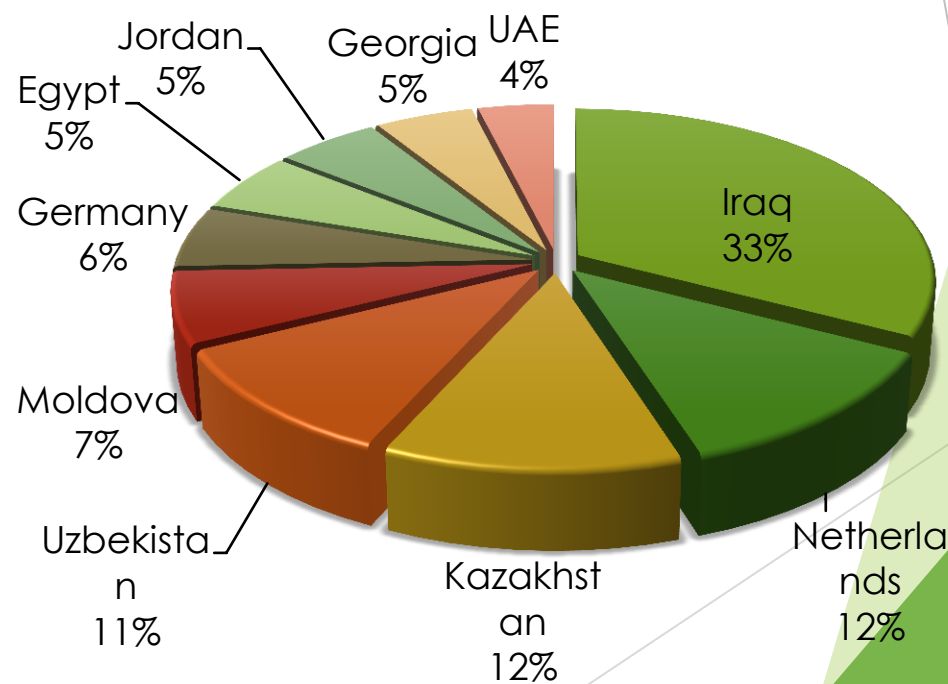
During 2015 to the EU there was exported 27.8 thousand tons of poultry meat and meat products. Ukraine holds the 3rd place among all the countries, which export to the EU.

Foreign trade

Top 10 Exporters of poultry meat to Ukraine

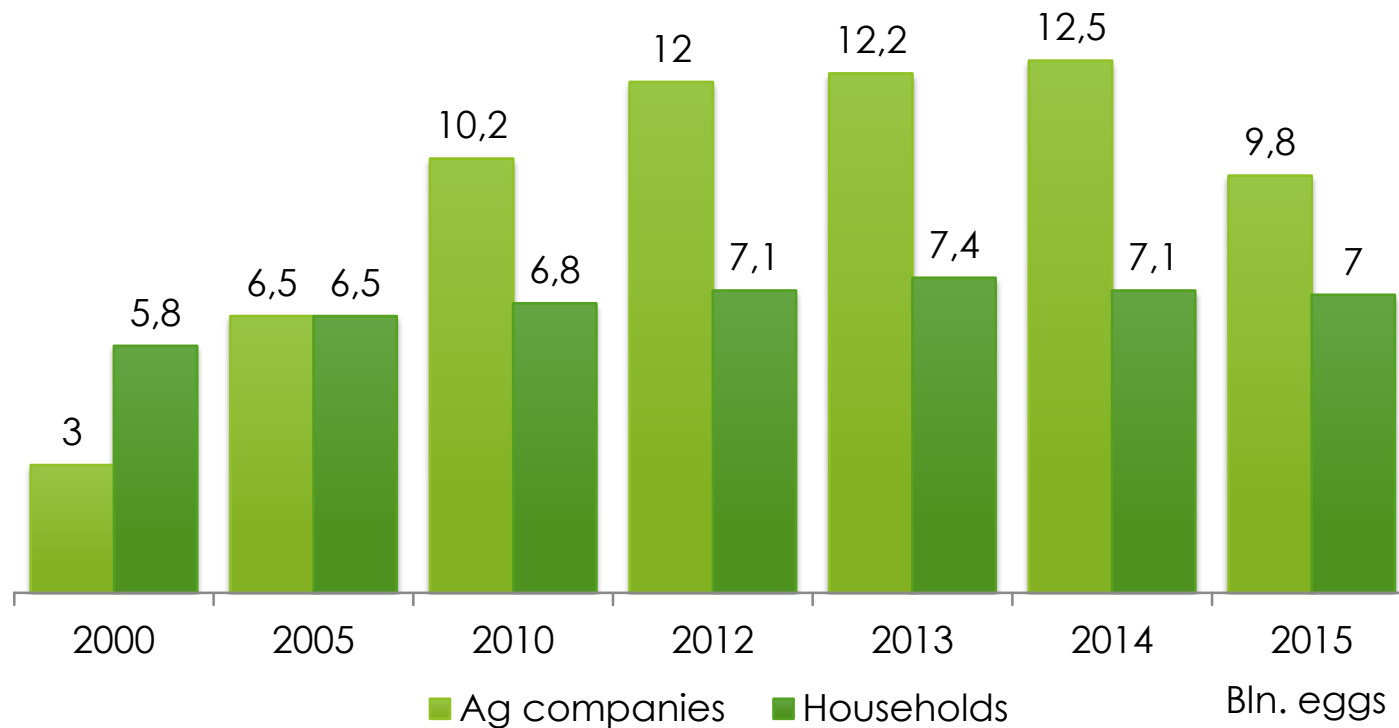


Top 10 Importers of poultry meat from Ukraine



Egg production

Amount of eggs produced in Ukraine during the last 15 years

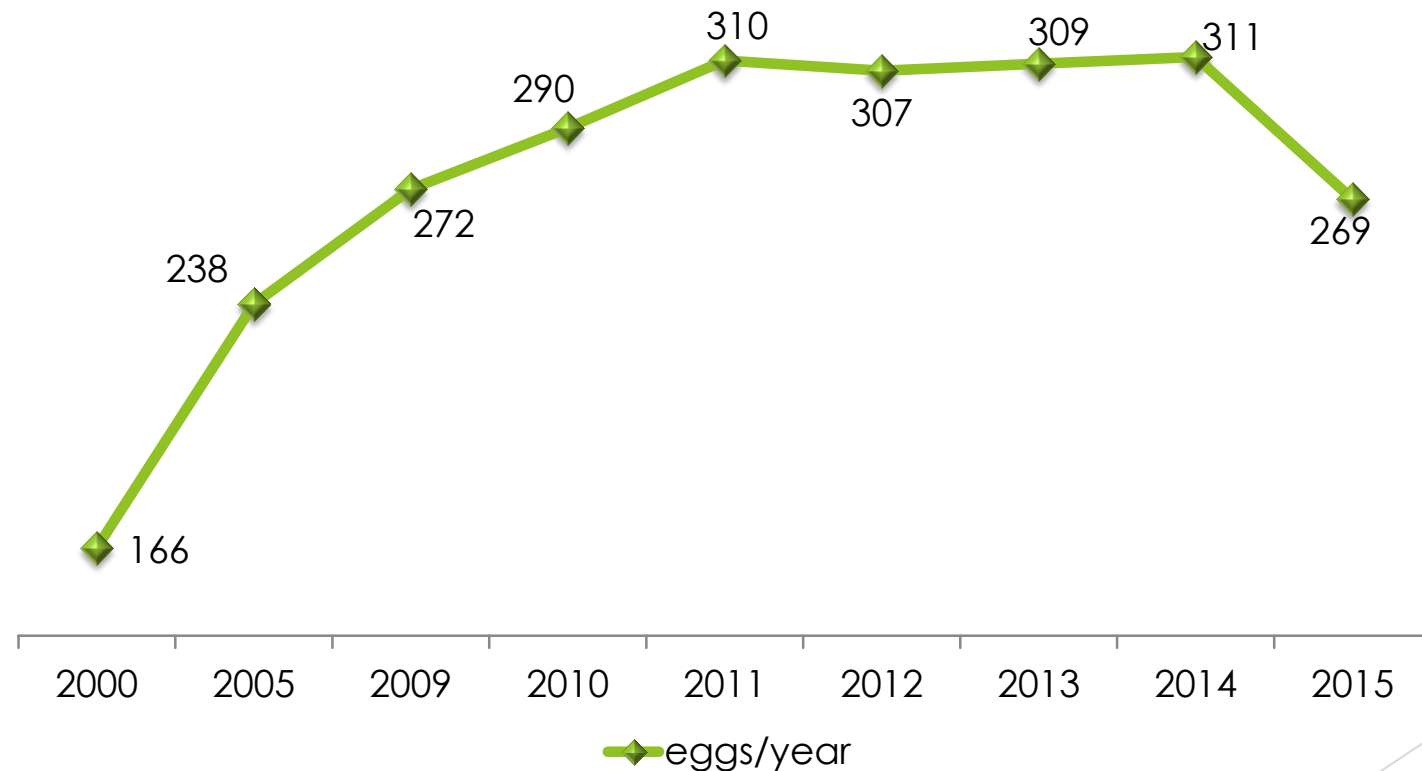


- During 2015 there was produced 16.78 bln. eggs from all birds species, which is 2.8 bln. eggs (or -14,3%) less than in 2014.

In ag. companies the level of production amounted to 9.6 bln. eggs, which is 2.8 bln. eggs (or -22.7%) less than during the same period in 2014.

Egg consumption

- Consumption of chicken eggs per capita increased from 166 eggs in 2000 to 311 eggs in 2014.
- Accordingly, last year the figure dropped to 269 eggs



Egg foreign trade

The amount of eggs exported from Ukraine from 2006 to 2015



- In recent years Ukraine has significantly increased its exports of eggs.
- Exports in the 12 months of 2015 amounted to 989 mln. eggs, which is 66 mln. eggs more than last year.

Key countries for egg export from Ukraine:

- Iraq
- Moldova
- the Middle East
- UAE
- Israel
- Africa
- Qatar
- Hong Kong

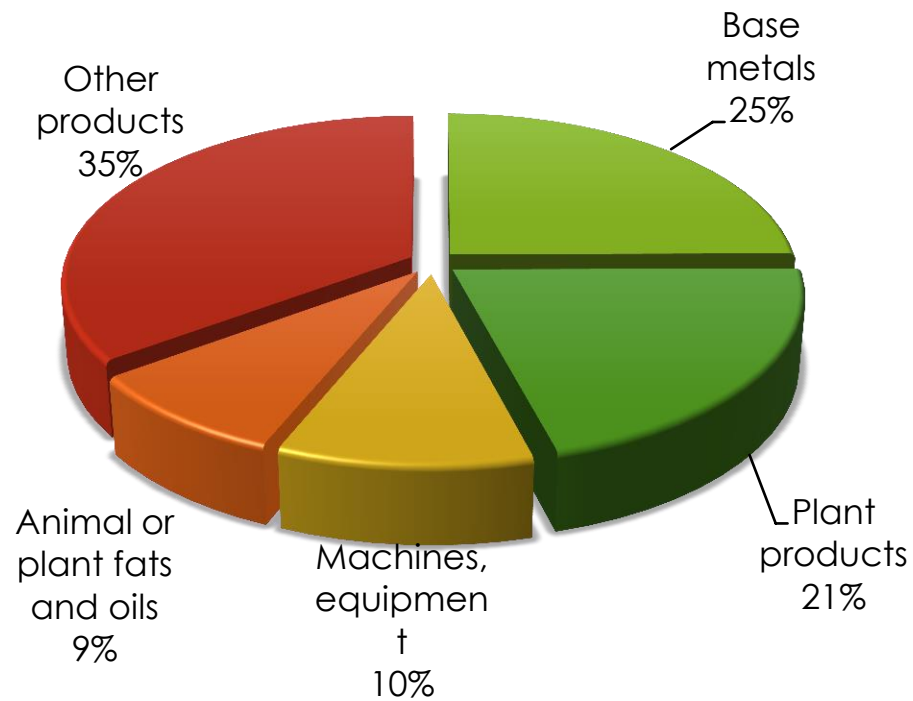
EU Poultry meat Trade Balance

- The leading countries in poultry meat production are Poland (13.7 %), France (12.7 %), closely followed by UK (12.4 %), Germany (11.4 %) and Spain (11.1 %).
- These five countries ensure 61.3% of the EU production of poultry meat.

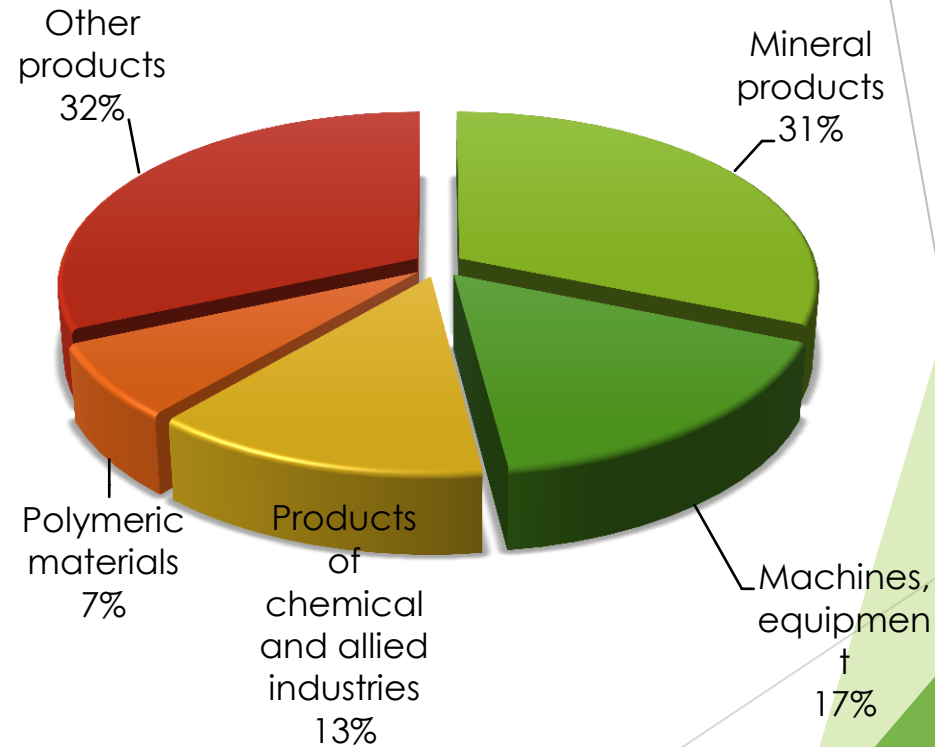


Commodity Pattern of UA Foreign Trade

Export from Ukraine, 2015



Import to Ukraine, 2015



Excluding the temporarily occupied territories of the Autonomous Republic of Crimea, the city of Sevastopol and part of the anti-terrorist operation zone.

Thank you for attention!

Sergii Karpenko

Executive Director

Association "Poultry Union of Ukraine"



Cell: +38 066 722 98 74



s.karpenko@poultryukraine.com

www.poultryukraine.com

